

STAGE 4 BAY 4

Shotgun/Pistol/Rifle

"3 Ways"

RULES: USPSA MultiGun, Latest Edition

COURSE DESIGNER: Michael Craig

START POSITION: P1 Shotgun loaded to division capacity on safe in barrel.

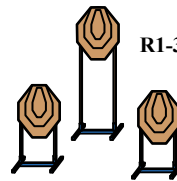
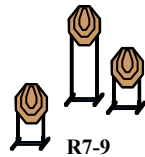
STAGE PROCEDURE: Under direction of RO place rifle in rifle barrel loaded to division capacity. Upon start signal engage all targets as they become visible.
 #1 Poppers, plates & Texas Star up range of wall must be engaged with shotgun shot.
 #2 Metric targets T1-10 are to be engaged with pistol.
 #3 All Classic IPSC targets must be engaged with rifle.
 You must abandon 1 gun before retrieving another. Pistol must be put in box with safety on before retrieving rifle.

SCORING: Comstock 255 points
ROUNDS: Rifle-18 Shotshells-13 Pistol-20
TARGETS: IPSC19, PP4, Plates 9
SCORED HITS: Best per IPSC, Steel down = 1A
START-STOP: Audible - Last shot

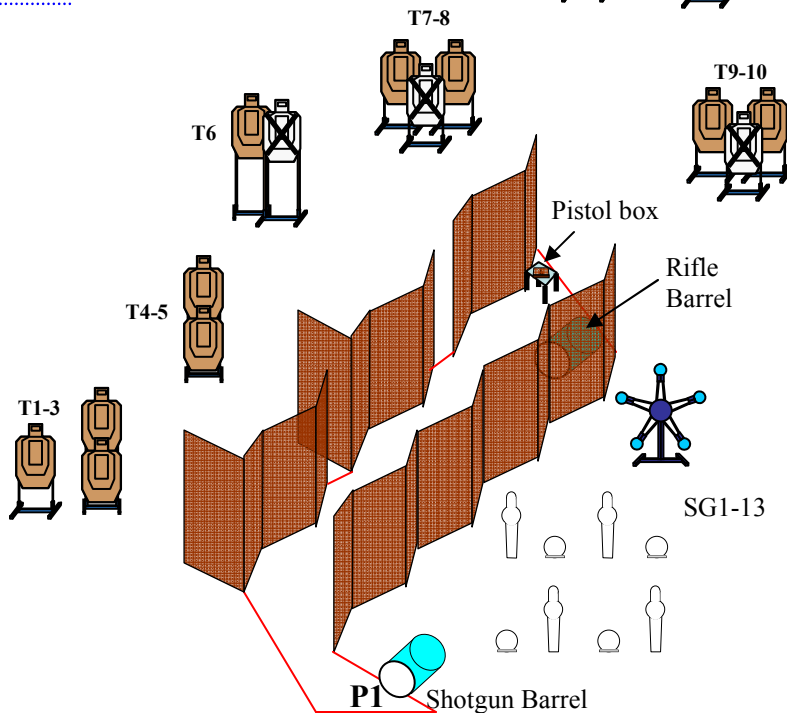
50 yards



35 yards



20 yards



SETUP NOTES: All shots to hit berm or backstop

RO NOTES: Remind of 180 rule to backstop. All guns must be abandoned with safety on.